

Ultra Low Capacitance TVS/ESD Protection Diode

DESCRIPTION

SLESD0502TL is an ultra-low capacitance Transient Voltage Suppressor (TVS) designed to provide electrostatic discharge (ESD) protection for high-speed data interfaces. With typical capacitance of 0.2pF (I/O to I/O) only, SLESD0502TL is designed to protect parasitic-sensitive systems against over-voltage and over-current transient events. It complies with IEC 61000-4-2 (ESD), Level 4 ($\pm 15\text{kV}$ air, $\pm 8\text{kV}$ contact discharge), IEC 61000-4-4 (electrical fast transient - EFT) (40A, 5/50 ns), very fast charged device model (CDM) ESD and cable discharge event (CDE), etc.

SLESD0502TL uses small SOT-23 package. Each SLESD0502TL device can protect two high-speed data lines. The combined features of low capacitance, small size and high ESD robustness make SLESD0502TL ideal for high-speed data port clamping voltage of the SLESD0502TL guarantees a minimum stress on the protected IC.

FEATURES

- ✧ Transient protection for high-speed data lines
 - IEC 61000-4-2 (ESD) $\pm 15\text{kV}$ (Air)
 - $\pm 8\text{kV}$ (Contact)
- IEC 61000-4-4 (EFT) 40A (5/50 ns) Cable Discharge Event (CDE)
- ✧ Small package (2.9mm \times 2.4mm \times 1.0mm)
- ✧ Protects two data lines
- ✧ Low capacitance: 0.2pF Typical (I/O-I/O)
- ✧ Low leakage current
- ✧ Low clamping voltage

MACHANICAL DATA

- ✧ SOT-23 package
- ✧ Flammability Rating: UL 94V-0
- ✧ Packaging: Tape and Reel
- ✧ High temperature soldering guaranteed: 260/10s
- ✧ Reel size: 7 inch

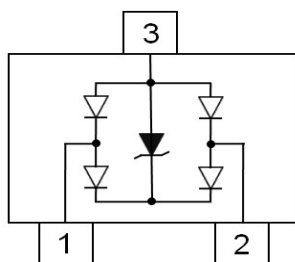
ORDERING INFORMATION

- ✧ Device: SLESD0502TL
- ✧ Package: SOT-23
- ✧ Marking: 52L
- ✧ Material: Halogen free
- ✧ Packing: Tape & Reel
- ✧ Quantity per reel: 3,000pcs

APPLICATIONS

- ✧ Serial ATA
- ✧ Desktops, Servers and Notebooks
- ✧ PCI Express
- ✧ MDDI Ports
- ✧ USB Data Line Protection
- ✧ Display Ports
- ✧ Digital Visual Interfaces (DVI)

PIN CONFIGURATION



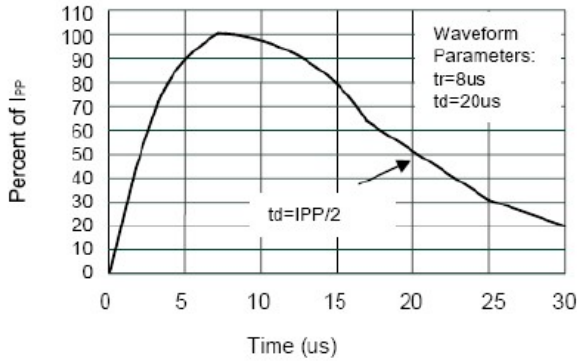
PACKAGE OUTLINE



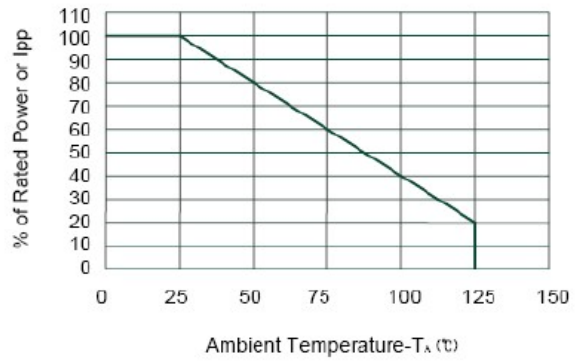
ABSOLUTE MAXIMUM RATING			
Symbol	Parameter	Value	Units
P _{PP}	Peak Pulse Power (8/20μs)	60	W
V _{ESD}	ESD per IEC 61000-4-2 (Air) ESD per IEC 61000-4-2 (Contact)	±20 ±20	kV
T _{OPT}	Operating Temperature	-55/+125	°C
T _{STG}	Storage Temperature	-55/+150	°C

ELECTRICAL CHARACTERISTICS (T _{amb} =25°C)						
Symbol	Parameter	Test Condition	Min	Typ	Max	Units
V _{RWM}	Reverse Working Voltage	I/O to GND			5.0	V
V _{BR}	Reverse Breakdown Voltage	I _T = 1mA Between I/O and GND	6.0			V
I _R	Reverse Leakage Current	V _{RWM} = 5V Between I/O and GND			100	nA
V _C	Clamping Voltage	I _{PP} = 1A, t _p = 8/20μs Between I/O and GND			10	V
		I _{PP} = 4A, t _p = 8/20μs Between I/O and GND			15	V
V _F	Forward Voltage	I _T = 10mA Between I/O and GND			1.2	V
C _T	Total Capacitance	V _R = 0V, f = 1MHz Between I/O and GND		0.4		pF
		V _R = 0V, f = 1MHz Between I/O and I/O		0.2		pF

ELECTRICAL CHARACTERISTICS CURVE

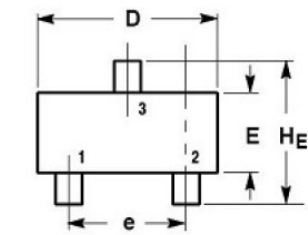


Pulse Waveform



Power Derating Curve

SOT-23 PACKAGE OUTLINE DIMENSIONS



DIM	MILLIMETERS			INCHES		
	MIN	NOM	MAX	MIN	NOM	MAX
A	0.89	1.00	1.11	0.035	0.040	0.044
A1	0.01	0.06	0.10	0.001	0.002	0.004
b	0.37	0.44	0.50	0.015	0.018	0.020
c	0.09	0.13	0.18	0.003	0.005	0.007
D	2.80	2.90	3.04	0.110	0.114	0.120
E	1.20	1.30	1.40	0.047	0.051	0.055
e	1.78	1.90	2.04	0.070	0.075	0.081
L	0.35	0.54	0.69	0.014	0.021	0.029
HE	2.10	2.40	2.64	0.083	0.094	0.104

